

Simple as 1-2-3



### 1. Know what to throw

Cardboard, paper, metal cans, plastic bottles and jugs



### 2. Empty. Clean. Dry.™

Keep all recyclables free of food and liquid



### 3. Don't bag it

Never put recyclables in containers or bags



*Help us create a bright future*

When it comes to recycling, everyone has a part to play. When we all work together we can make sure recyclable materials don't end up in our lakes and landfills. At Republic Services, we believe in the preservation of a Blue Planet, a cleaner, safer and healthier world where people thrive – not just for today, but for generations to come.

## The Recycling Process



[RecyclingSimplified.com](https://www.RecyclingSimplified.com)


©2018 Republic Services, Inc.



We'll handle it from here.™

Recycling *Simplified*





1

Individually place recyclables in the container and take them to the curb for pick up and delivery.

2

Trucks deliver the recyclables to a state-of-the-art facility, dropping them on the tipping room floor.

3

Employees hand-sort the materials first, removing any contaminants, such as food waste, diapers and plastic bags.

START

4

Machinery continues the sorting process, separating paper, cardboard, plastics and metal cans.

5

The materials are separated, flattened and baled.

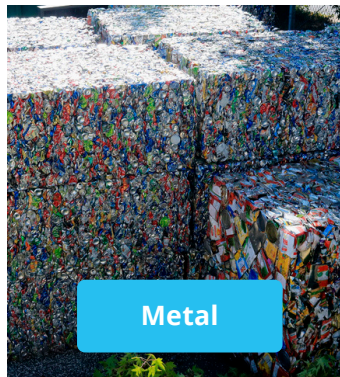
6

This process produces baled materials that can be purchased.


FINISH




Paper



Metal



Plastic



Cardboard